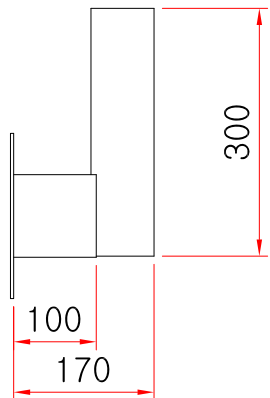
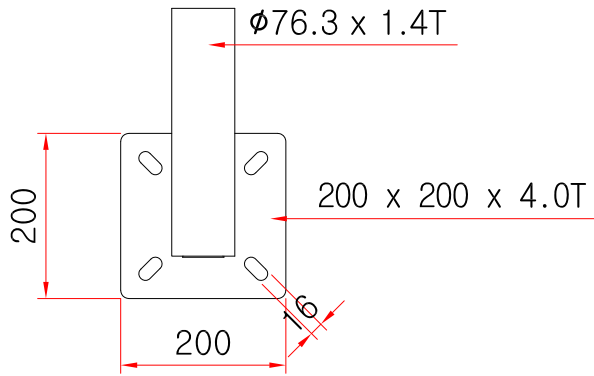
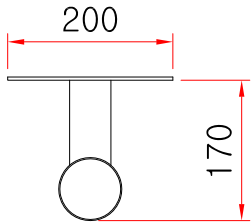


반사경벽부형지주



SIDE ELEVATION
SCALE : NONE

* 치수는 사정에 따라 변경됩니다
* 자세한 제품 문의는 031-592-4161

품명	반사경벽부형지주		
규격	φ76 x W170mm x H300mm / 200mm x 200mm x 4T		
척도	1 : 1	제도	JUNG.h u
재질	분체도장	날짜	2019.06.05

